




1. Canyon knot will be tight against the braided handle when package is first opened.



2. Loosen Canyon knot in order to move it toward the plastic slide release.



3. Fit Canyon to canteen under the lip of your canteen (where your lid meets your canteen).



4. Tighten plastic slide release against the canteen, then push knot to tighten against plastic slide release.

Following these instructions ensures your canteen will not slide out from the grip of your Canyon. If you do not tighten your plastic slide release and knot completely against the canteen, your canteen may slide out of the grip of your Canyon. If you still have questions regarding putting your Canyon on your canteen, please contact us.